



Change of indicators from the second last to the last value



Improvement



No changes




Deterioration

Water loss (%)

2015

What is the percentage of water lost on the total amount of water put into the network?

24.51



Legend

VERCELLI

Urban waste-water treatment (%)


2015

2016

What is the percentage of the population connected to urban waste-water treatments?

99.41

99.67


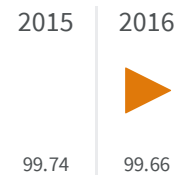


Legend

VERCELLI

Urban waste-water sewerage (%)

What is the percentage of the population served by urban waste-water sewerage?



Legend

VERCELLI