



Change of indicators from the second last to the last value



Improvement



No changes




Deterioration

**Under 3 year olds in early childhood education and care services (%)**

2013

What is the percentage of children under 3 years who are looked after in day-care facilities?


34.53

2013  34.53**Legend** TRENTO**Literacy skill of students (Score)**

2014

What is the score the students of the second grade upper secondary school have obtained in literacy skills?

200.92


2014  200.92**Legend** TRENTO

2014

**Numerical skill of students (Score)**

What is the score the students of the second grade upper secondary school have obtained in numerical skills?

208.17

2014  208.17

**Legend**


 TRENTO

2011

**Lower secondary completion rate (%)**

What is the percentage of students who have obtained e certificate of lower secondary school completion on the total of the population?

72.54

2011  72.54

**Legend**


 TRENTO

2011

**Early childhood educational facilities (%)**

What is the percentage of the population 0-16 who is registered at a day-care facility, baby-parking, pre-school, first grade or a regular course of study on the total of the population 0-16?

87.75

2011  87.75

**Legend**

 TRENTO