



Change of indicators from the second last to the last value



Improvement




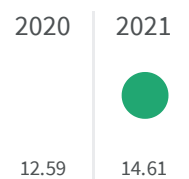
No changes



Deterioration

### Gender employment gap (%)

What is the difference between the percentage of working men and the percentage of working women?




#### Legend

TORINO

### Educational level of women (%)

What is the percentage of women graduates on the total of the graduates?

2011



#### Legend


TORINO

2017

**Women enrolled in the university (%)**

What is the percentage of women enrolled in university on the total of the students?

52.64



**Legend**

 TORINO