



Change of indicators from the second last to the last value



Improvement



No changes




Deterioration

**Under 3 year olds in early childhood education and care services (%)**

2013

What is the percentage of children under 3 years who are looked after in day-care facilities?


19.94

2013  19.94**Legend** TORINO**Literacy skill of students (Score)**

2014

What is the score the students of the second grade upper secondary school have obtained in literacy skills?

180.63


2014  180.63**Legend** TORINO

2014

### Numerical skill of students (Score)

What is the score the students of the second grade upper secondary school have obtained in numerical skills?

188.63

2014  188.63

#### Legend


 TORINO

2011

### Lower secondary completion rate (%)

What is the percentage of students who have obtained e certificate of lower secondary school completion on the total of the population?

64.62

2011  64.62

#### Legend


 TORINO

2011

### Early childhood educational facilities (%)

What is the percentage of the population 0-16 who is registered at a day-care facility, baby-parking, pre-school, first grade or a regular course of study on the total of the population 0-16?

83.34

2011  83.34

#### Legend

 TORINO