



Change of indicators from the second last to the last value



Improvement



No changes




Deterioration

ECOLABEL licences (%)

2017

What is the percentage of companies marked by an Ecolabel licence on the total of the companies?

29.48

2017  29.48

Legend

 TORINO

Urban green (m2)


2019


2020


How many square meters per inhabitant are there of accessible green areas?


23.1


23.3

2020  23.3

2019  23.1

2018  22.9

2017  22.7

2016  22.3

Legend

 TORINO