



Change of indicators from the second last to the last value



Improvement



No changes




Deterioration

ECOLABEL licences (%)

2017

What is the percentage of companies marked by an Ecolabel licence on the total of the companies?

26.52

2017  26.52

Legend

 TERNI

Urban green (m2)


2019


2020


How many square meters per inhabitant are there of accessible green areas?


151.9


153.7

2020  153.7

2019  151.9

2018  151.4

2017  151.1

2016  151.0

Legend

 TERNI