



Change of indicators from the second last to the last value



Improvement



No changes




Deterioration

Water loss (%)

What is the percentage of water lost on the total amount of water put into the network?

2019 2020

38.00 32.90

**Legend**


ROMA

Urban waste-water treatment (%)

What is the percentage of the population connected to urban waste-water treatments?

2015 2016


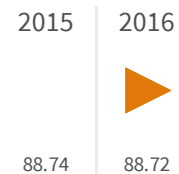
86.66 86.64

**Legend**

ROMA

Urban waste-water sewerage (%)

What is the percentage of the population served by urban waste-water sewerage?



Legend

ROMA