



Change of indicators from the second last to the last value



Improvement



No changes



Deterioration

## Life expectancy at birth (Years)

How many years a new-born child can expect to live if subjected throughout his or her life to the current mortality conditions?

2020 2021



82.867 82.901


2021		82.901
2020		82.867
2019		83.465
2018		83.155
2017		82.57

### Legend

ROMA

## Life expectancy at 65 years (Years)

How many years a person aged 65 can expect to live if subjected throughout his or her life to the current mortality conditions?


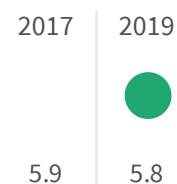


### Legend

ROMA

## Deaths and injuries in road accidents (Number)

How many deaths or injuries in road accidents occurred per 1000 inhabitants?





### Legend

ROMA

## Deaths for suicide and intentional self-harm (Number)

What is the total number of deaths caused by suicide and intentional self-harm based on the territory of residence?


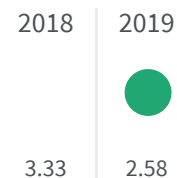


### Legend

ROMA

## Infant mortality rate (Number)

What is the total number of deaths of children under one year of age, expressed per 1000 live births?



### Legend

ROMA