



Change of indicators from the second last to the last value



Improvement



No changes




Deterioration

ECOLABEL licences (%)

2017

What is the percentage of companies marked by an Ecolabel licence on the total of the companies?

30.97

2017  30.97

Legend

 PRATO

Urban green (m2)


2019


2020


How many square meters per inhabitant are there of accessible green areas?


32.3


31.6

2020  31.6

2019  32.3

2018  31.9

2017  32.0

2016  32.0

Legend

 PRATO