



Change of indicators from the second last to the last value



Improvement



No changes



Deterioration

Life expectancy at birth (Years)

How many years a new-born child can expect to live if subjected throughout his or her life to the current mortality conditions?

2020 2021

83.009 83.28



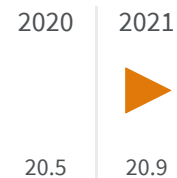
2021		83.28
2020		83.009
2019		83.369
2018		83.398
2017		83.26

Legend

■ PISA

Life expectancy at 65 years (Years)

How many years a person aged 65 can expect to live if subjected throughout his or her life to the current mortality conditions?


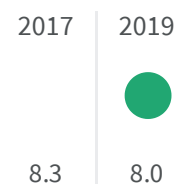


Legend

■ PISA

Deaths and injuries in road accidents (Number)

How many deaths or injuries in road accidents occurred per 1000 inhabitants?




Legend

■ PISA

Deaths for suicide and intentional self-harm (Number)

What is the total number of deaths caused by suicide and intentional self-harm based on the territory of residence?

	2018	2019
	28	32




Legend

■ PISA

Infant mortality rate (Number)

What is the total number of deaths of children under one year of age, expressed per 1000 live births?

	2018	2019
	2.06	1.06



Legend

■ PISA