



Change of indicators from the second last to the last value



Improvement



No changes




Deterioration

### ECOLABEL licences (%)

2017

What is the percentage of companies marked by an Ecolabel licence on the total of the companies?

30.02

2017  30.02

#### Legend

 PALERMO

### Urban green (m2)


2019


2020


How many square meters per inhabitant are there of accessible green areas?


11.7


11.9

2020  11.9

2019  11.7

2018  11.7

2017  11.7

2016  11.6

#### Legend

 PALERMO