



Change of indicators from the second last to the last value



Improvement



No changes




Deterioration

**Water loss (%)**

What is the percentage of water lost on the total amount of water put into the network?

2019 | 2020

35.00 | 27.40

**Legend**


| NAPOLI

**Urban waste-water treatment (%)**

What is the percentage of the population connected to urban waste-water treatments?

2015 | 2016


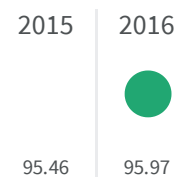
95.46 | 95.46

**Legend**

| NAPOLI

## Urban waste-water sewerage (%)

What is the percentage of the population served by urban waste-water sewerage?



### Legend

 NAPOLI