



Change of indicators from the second last to the last value



Improvement



No changes




Deterioration

**ECOLABEL licences (%)**

2017

What is the percentage of companies marked by an Ecolabel licence on the total of the companies?

31.04

2017  31.04**Legend** NAPOLI**Urban green (m2)**






2019

2020

How many square meters per inhabitant are there of accessible green areas?

12.7

12.9

2020  12.92019  12.72018  12.62017  12.62016  12.4**Legend** NAPOLI