



Change of indicators from the second last to the last value



Improvement



No changes



Deterioration

## Life expectancy at birth (Years)

How many years a new-born child can expect to live if subjected throughout his or her life to the current mortality conditions?

2020

2021

82.163

83.681

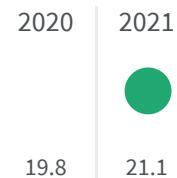


### Legend

MILANO

## Life expectancy at 65 years (Years)

How many years a person aged 65 can expect to live if subjected throughout his or her life to the current mortality conditions?


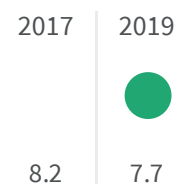


### Legend

MILANO

## Deaths and injuries in road accidents (Number)

How many deaths or injuries in road accidents occurred per 1000 inhabitants?




### Legend

MILANO

## Deaths for suicide and intentional self-harm (Number)

What is the total number of deaths caused by suicide and intentional self-harm based on the territory of residence?

| 2018 | 2019 |
|------|------|
| 177  | 195  |




### Legend

MILANO

## Infant mortality rate (Number)

What is the total number of deaths of children under one year of age, expressed per 1000 live births?

| 2018 | 2019 |
|------|------|
| 2.9  | 1.94 |



### Legend

MILANO