



Change of indicators from the second last to the last value



Improvement



No changes



Deterioration

Taxable income (€)

What is the average taxable income per inhabitant?

2019 2020



2020 21,620.19

2019 21,943.69

2018 21,913.56

2017 21,456.85

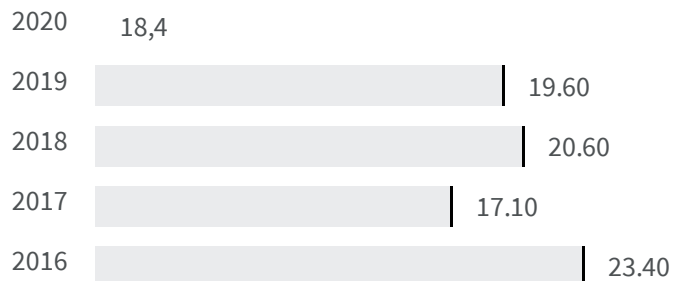
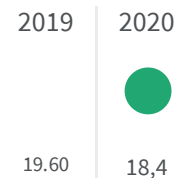
2016 21,490.27

Legend

LIVORNO

Youth not in employment, education or training (NEET) (%)

What is the percentage of youth aged 15-29 who are not in employment, in education or training on the total of the youth aged 15-29?




Legend

LIVORNO

Early school leavers from the educational and training system (%)

What is the percentage of people aged 18-24 that have only completed the secondary school and are not enrolled in a training program on the total of the people aged 18-24?

2011



Legend

LIVORNO