



Change of indicators from the second last to the last value



Improvement



No changes



Deterioration

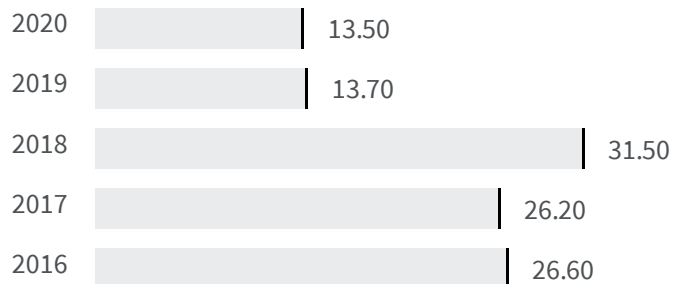
Water loss (%)

What is the percentage of water lost on the total amount of water put into the network?

2019 2020



13.70 13.50

**Legend**

LIVORNO


Urban waste-water treatment (%)

What is the percentage of the population connected to urban waste-water treatments?

2015 2016




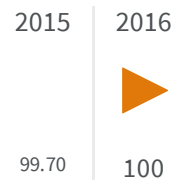
99.70 100.00

**Legend**

LIVORNO

Urban waste-water sewerage (%)

What is the percentage of the population served by urban waste-water sewerage?



Legend

 LIVORNO