



Change of indicators from the second last to the last value



Improvement



No changes



Deterioration

## Life expectancy at birth (Years)

How many years a new-born child can expect to live if subjected throughout his or her life to the current mortality conditions?

2020 2021



82.654 82.935


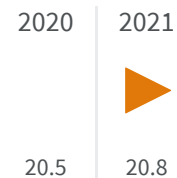
2021		82.935
2020		82.654
2019		82.989
2018		83.05
2017		83.07

### Legend

LIVORNO

## Life expectancy at 65 years (Years)

How many years a person aged 65 can expect to live if subjected throughout his or her life to the current mortality conditions?




### Legend

LIVORNO

## Deaths and injuries in road accidents (Number)

How many deaths or injuries in road accidents occurred per 1000 inhabitants?




### Legend

LIVORNO

## Deaths for suicide and intentional self-harm (Number)

What is the total number of deaths caused by suicide and intentional self-harm based on the territory of residence?

	2018	2019
	19	30




### Legend

LIVORNO

## Infant mortality rate (Number)

What is the total number of deaths of children under one year of age, expressed per 1000 live births?

	2018	2019
	4.21	0.51



### Legend

LIVORNO