



Change of indicators from the second last to the last value



Improvement



No changes



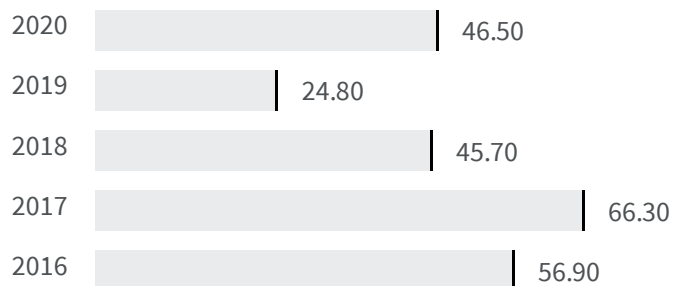
Deterioration

### Water loss (%)

What is the percentage of water lost on the total amount of water put into the network?

2019 2020

24.80 46.50



#### Legend


CROTONE

### Urban waste-water treatment (%)

What is the percentage of the population connected to urban waste-water treatments?

2015 2016

84.83 86.12


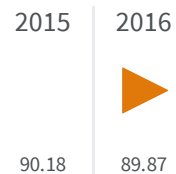


#### Legend

CROTONE

## Urban waste-water sewerage (%)

What is the percentage of the population served by urban waste-water sewerage?



### Legend

 CROTONE