

Change of indicators from the second last to the last value



Improvement



No changes




Deterioration

Separate waste collection (%)

What is the percentage of the separately waste collected on the total amount of urban waste produced?

2019 | 2020

11 | 13

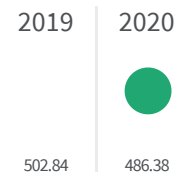


Legend

 CROTONE

Urban waste production (Kg)

How many kg of urban waste are produced every year per inhabitant?

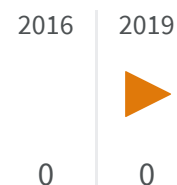


Legend

CROTONE

Residential waste collection (%)

What is the percentage of the population served by the residential waste collection on the total of the population?



2019
2016


Legend

CROTONE

Ecological areas / Recycling points (m2)

How many square meters per 100.000 inhabitants are designed for ecological islands?

2015



Legend


CROTONE

2017

ECOLABEL licences (%)

What is the percentage of companies marked by an Ecolabel licence on the total of the companies?

29.01

2017  29.01

Legend

 CROTONE