



Change of indicators from the second last to the last value



Improvement



No changes



Deterioration

Taxable income (€)

What is the average taxable income per inhabitant?

2019 2020





2020	22,608.10
2019	23,490.03
2018	23,756.79
2017	23,451.27
2016	22,872.77

Legend

COMO

Youth not in employment, education or training (NEET) (%)

What is the percentage of youth aged 15-29 who are not in employment, in education or training on the total of the youth aged 15-29?




Legend

COMO

Early school leavers from the educational and training system (%)

What is the percentage of people aged 18-24 that have only completed the secondary school and are not enrolled in a training program on the total of the people aged 18-24?

2011



Legend

COMO