



Change of indicators from the second last to the last value



Improvement



No changes




Deterioration

ECOLABEL licences (%)

2017

What is the percentage of companies marked by an Ecolabel licence on the total of the companies?

30.80

2017  30.80

Legend


 COMO


Urban green (m2)


2019 2020


How many square meters per inhabitant are there of accessible green areas?


40.5 40.9

2020  40.9

2019  40.5

2018  40.4

2017  40.3

2016  40.3

Legend

 COMO