



Change of indicators from the second last to the last value



Improvement




No changes



Deterioration

## ECOLABEL licences (%)

What is the percentage of companies marked by an Ecolabel licence on the total of the companies?

2017  26.12

### Legend


 CHIETI


2017


26.12


## Urban green (m2)


How many square meters per inhabitant are there of accessible green areas?

2020  7.9

2019  7.8

2018  7.8

2017  7.7

2016  7.7

### Legend

 CHIETI

2019

2020

7.8

7.9

