



## CAGLIARI

Change of indicators from the second last to the last value



Improvement



No changes



Deterioration

### Taxable income (€)

What is the average taxable income per inhabitant?

2019 2020




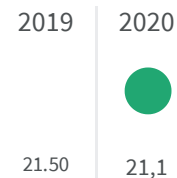
2020	23,673.08
2019	23,792.67
2018	23,829.49
2017	23,279.04
2016	23,457.34

#### Legend

■ CAGLIARI

## Youth not in employment, education or training (NEET) (%)

What is the percentage of youth aged 15-29 who are not in employment, in education or training on the total of the youth aged 15-29?




### Legend

CAGLIARI

## Early school leavers from the educational and training system (%)

What is the percentage of people aged 18-24 that have only completed the secondary school and are not enrolled in a training program on the total of the people aged 18-24?

2011



### Legend

CAGLIARI