



Change of indicators from the second last to the last value



Improvement



No changes



Deterioration

Life expectancy at birth (Years)

How many years a new-born child can expect to live if subjected throughout his or her life to the current mortality conditions?

2020 | 2021

82.363 | 82.344



Legend

BRINDISI

Life expectancy at 65 years (Years)

How many years a person aged 65 can expect to live if subjected throughout his or her life to the current mortality conditions?

2020 | 2021
20.4 | 20.3




Legend

BRINDISI

Deaths and injuries in road accidents (Number)

How many deaths or injuries in road accidents occurred per 1000 inhabitants?

2017 | 2019
6.5 | 7.4



Legend


BRINDISI

Deaths for suicide and intentional self-harm (Number)

2018 | 2019

What is the total number of deaths caused by suicide and intentional self-harm based on the territory of residence?

24 | 16



Legend


BRINDISI

Infant mortality rate (Number)

2018 | 2019

What is the total number of deaths of children under one year of age, expressed per 1000 live births?

3.42 | 2.47



Legend

BRINDISI