



Change of indicators from the second last to the last value



Improvement



No changes



Deterioration

## Taxable income (€)

What is the average taxable income per inhabitant?

2019 2020



2020 23,556.27

2019 24,079.26

2018 24,240.10

2017 23,543.31

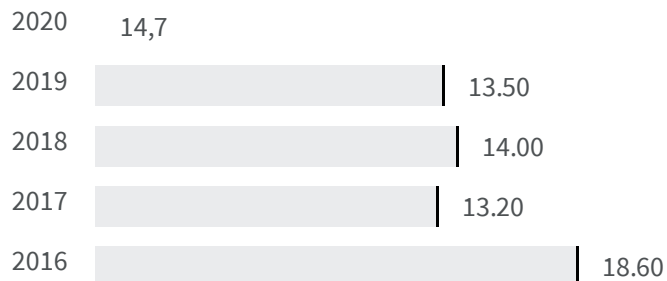
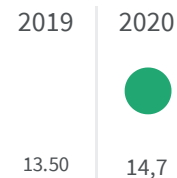
2016 23,418.15

### Legend

 BRESCIA

## Youth not in employment, education or training (NEET) (%)

What is the percentage of youth aged 15-29 who are not in employment, in education or training on the total of the youth aged 15-29?




### Legend

■ BRESCIA

## Early school leavers from the educational and training system (%)

What is the percentage of people aged 18-24 that have only completed the secondary school and are not enrolled in a training program on the total of the people aged 18-24?

2011



### Legend

■ BRESCIA