



Change of indicators from the second last to the last value



Improvement



No changes



Deterioration

### Water loss (%)

What is the percentage of water lost on the total amount of water put into the network?

2019 2020



30.30 28.30



#### Legend

BRESCIA


### Urban waste-water treatment (%)

What is the percentage of the population connected to urban waste-water treatments?

2015 2016



97.65 97.24


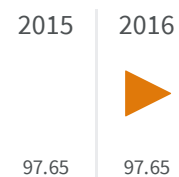


#### Legend

BRESCIA

## Urban waste-water sewerage (%)

What is the percentage of the population served by urban waste-water sewerage?



### Legend

 BRESCIA