



Change of indicators from the second last to the last value



Improvement



No changes



Deterioration

**Water loss (%)**

What is the percentage of water lost on the total amount of water put into the network?

2019 2020

32.20 32.50

**Legend**


BOLZANO

**Urban waste-water treatment (%)**

What is the percentage of the population connected to urban waste-water treatments?

2015 2016


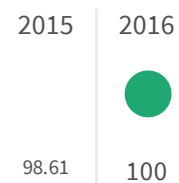
98.61 100.00

**Legend**

BOLZANO

## Urban waste-water sewerage (%)

What is the percentage of the population served by urban waste-water sewerage?



### Legend

 BOLZANO