



Change of indicators from the second last to the last value



Improvement



No changes




Deterioration

ECOLABEL licences (%)

2017

What is the percentage of companies marked by an Ecolabel licence on the total of the companies?

26.92

2017  26.92

Legend

 BARI

Urban green (m2)


2019


2020


How many square meters per inhabitant are there of accessible green areas?


9.2


9.3

2020  9.3

2019  9.2

2018  9.1

2017  8.9

2016  8.8

Legend

 BARI