



Change of indicators from the second last to the last value



Improvement



No changes




Deterioration

### ECOLABEL licences (%)

2017

What is the percentage of companies marked by an Ecolabel licence on the total of the companies?

32.07

2017  32.07

#### Legend


 ASTI


### Urban green (m2)


2019 2020


How many square meters per inhabitant are there of accessible green areas?


27.6 27.9

2020  27.9

2019  27.6

2018  27.4

2017  27.4

2016  27.5

#### Legend

 ASTI