



Change of indicators from the second last to the last value



Improvement



No changes




Deterioration

### Gender employment gap (%)

What is the difference between the percentage of working men and the percentage of working women?

2020 | 2021  
21.54 | 24.98



**Legend**


VITERBO

### Educational level of women (%)

What is the percentage of women graduates on the total of the graduates?

2011

37.37



**Legend**


VITERBO

2017

## Women enrolled in the university (%)

What is the percentage of women enrolled in university on the total of the students?

50.67

2017  50.67

### Legend

 VITERBO