



Change of indicators from the second last to the last value



Improvement



No changes



Deterioration

## Life expectancy at birth (Years)

How many years a new-born child can expect to live if subjected throughout his or her life to the current mortality conditions?

2020 2021



82.093 82.096


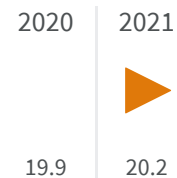
|      |  |        |
|------|--|--------|
| 2021 |  | 82.096 |
| 2020 |  | 82.093 |
| 2019 |  | 82.248 |
| 2018 |  | 81.831 |
| 2017 |  | 81.42  |

### Legend

VITERBO

## Life expectancy at 65 years (Years)

How many years a person aged 65 can expect to live if subjected throughout his or her life to the current mortality conditions?


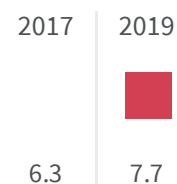


### Legend

VITERBO

## Deaths and injuries in road accidents (Number)

How many deaths or injuries in road accidents occurred per 1000 inhabitants?




### Legend

VITERBO

## Deaths for suicide and intentional self-harm (Number)

What is the total number of deaths caused by suicide and intentional self-harm based on the territory of residence?

| 2018 | 2019 |
|------|------|
| 21   | 16   |




### Legend

VITERBO

## Infant mortality rate (Number)

What is the total number of deaths of children under one year of age, expressed per 1000 live births?

| 2018 | 2019 |
|------|------|
| 2.38 | 2.65 |



### Legend

VITERBO