



Change of indicators from the second last to the last value



Improvement



No changes




Deterioration

### Gender employment gap (%)

What is the difference between the percentage of working men and the percentage of working women?

Year	Value (%)
2020	18.78
2021	15.33



**Legend**


VICENZA

### Educational level of women (%)

What is the percentage of women graduates on the total of the graduates?

2011

34.53



**Legend**


VICENZA

2017

## Women enrolled in the university (%)

What is the percentage of women enrolled in university on the total of the students?

53.38

2017  53.38

### Legend

 VICENZA