



## VARESE

Change of indicators from the second last to the last value



Improvement



No changes



Deterioration

### Taxable income (€)

What is the average taxable income per inhabitant?

2019 2020




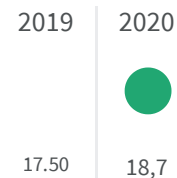
2020	24,063.24
2019	24,277.84
2018	24,527.37
2017	24,239.73
2016	24,335.68

#### Legend

VARESE

## Youth not in employment, education or training (NEET) (%)

What is the percentage of youth aged 15-29 who are not in employment, in education or training on the total of the youth aged 15-29?




### Legend

VARESE

## Early school leavers from the educational and training system (%)

What is the percentage of people aged 18-24 that have only completed the secondary school and are not enrolled in a training program on the total of the people aged 18-24?

2011



### Legend

VARESE