



Change of indicators from the second last to the last value



Improvement



No changes



Deterioration

### Under 3 year olds in early childhood education and care services (%)

What is the percentage of children under 3 years who are looked after in day-care facilities?

**There are no data available yet!**

### Literacy skill of students (Score)

What is the score the students of the second grade upper secondary school have obtained in literacy skills?

**There are no data available yet!**

### Numerical skill of students (Score)

What is the score the students of the second grade upper secondary school have obtained in numerical skills?

**There are no data available yet!**

### Lower secondary completion rate (%)

What is the percentage of students who have obtained e certificate of lower secondary school completion on the total of the population?


**There are no data available yet!**

## Early childhood educational facilities (%)

2011

What is the percentage of the population 0-16 who is registered at a day-care facility, baby-parking, pre-school, first grade or a regular course of study on the total of the population 0-16?

86.12

2011  86.12

### Legend

 URBINO

## Schools provided of ramps (%)


2019


2020


What is the percentage of schools provided with ramps on the total of the schools?


45.73


43.80

2020  43.80

2019  45.73

2018  47.41

2017  55.88

2016  64.50

### Legend

 URBINO