



Change of indicators from the second last to the last value



Improvement



No changes




Deterioration

Water loss (%)

What is the percentage of water lost on the total amount of water put into the network?

2019 | 2020
19.10 | 24.20




Legend

UDINE

Urban waste-water treatment (%)

What is the percentage of the population connected to urban waste-water treatments?

2015 | 2016
95.12 | 93.75




Legend

UDINE

Urban waste-water sewerage (%)

What is the percentage of the population served by urban waste-water sewerage?



Legend

UDINE

