



Change of indicators from the second last to the last value



Improvement



No changes




Deterioration

### ECOLABEL licences (%)

2017

What is the percentage of companies marked by an Ecolabel licence on the total of the companies?

28.38

2017  28.38

#### Legend

 UDINE

### Urban green (m2)


2019


2020


How many square meters per inhabitant are there of accessible green areas?


21.5


21.7

2020  21.7

2019  21.5

2018  21.4

2017  21.5

2016  21.5

#### Legend

 UDINE