



Change of indicators from the second last to the last value



Improvement



No changes



Deterioration

Separate waste collection (%)

What is the percentage of the separately waste collected on the total amount of urban waste produced?

2019 | 2020
66.4 | 70.7

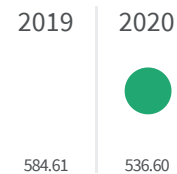


Legend

UDINE

Urban waste production (Kg)

How many kg of urban waste are produced every year per inhabitant?




Legend

UDINE

Residential waste collection (%)

What is the percentage of the population served by the residential waste collection on the total of the population?




Legend

UDINE

Ecological areas / Recycling points (m2)

How many square meters per 100.000 inhabitants are designed for ecological islands?

2015



100.68

Legend

UDINE