



Change of indicators from the second last to the last value



Improvement



No changes




Deterioration

### Gender employment gap (%)

What is the difference between the percentage of working men and the percentage of working women?

2020 2021

6.77 9.32



#### Legend


TRIESTE

### Educational level of women (%)

What is the percentage of women graduates on the total of the graduates?

2011

42.05



#### Legend


TRIESTE

2017

**Women enrolled in the university (%)**

What is the percentage of women enrolled in university on the total of the students?

53.10



**Legend**

 TRIESTE