



Change of indicators from the second last to the last value



Improvement



No changes

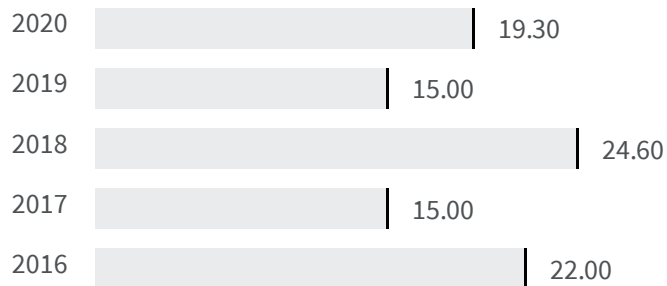


Deterioration

Water loss (%)

What is the percentage of water lost on the total amount of water put into the network?

2019 | 2020
15.00 | 19.30



Legend

TRENTO

Urban waste-water treatment (%)

What is the percentage of the population connected to urban waste-water treatments?

2015 | 2016
99.31 | 99.35


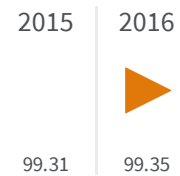


Legend

TRENTO

Urban waste-water sewerage (%)

What is the percentage of the population served by urban waste-water sewerage?



Legend

TRENTO