



Change of indicators from the second last to the last value



Improvement



No changes




Deterioration

### Under 3 year olds in early childhood education and care services (%)

2013

What is the percentage of children under 3 years who are looked after in day-care facilities?

11.80

2013  | 11.80

**Legend**


 TRAPANI

### Literacy skill of students (Score)

2014

What is the score the students of the second grade upper secondary school have obtained in literacy skills?

174.40

2014  | 174.40

**Legend**


 TRAPANI

2014

### Numerical skill of students (Score)

What is the score the students of the second grade upper secondary school have obtained in numerical skills?

168.72

2014  168.72

#### Legend


 TRAPANI

2011

### Lower secondary completion rate (%)

What is the percentage of students who have obtained a certificate of lower secondary school completion on the total of the population?

52.58

2011  52.58

#### Legend


 TRAPANI

2011

### Early childhood educational facilities (%)

What is the percentage of the population 0-16 who is registered at a day-care facility, baby-parking, pre-school, first grade or a regular course of study on the total of the population 0-16?

86.40

2011  86.40

#### Legend

 TRAPANI