



Change of indicators from the second last to the last value



Improvement



No changes



Deterioration

Water loss (%)

What is the percentage of water lost on the total amount of water put into the network?

2019	2020
43.10	47.00




Legend
 TERNI

Urban waste-water treatment (%)

What is the percentage of the population connected to urban waste-water treatments?


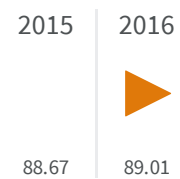
2015	2016
88.48	88.77



Legend
 TERNI

Urban waste-water sewerage (%)

What is the percentage of the population served by urban waste-water sewerage?



Legend

■ TERNI