



Change of indicators from the second last to the last value



Improvement



No changes



Deterioration

Water loss (%)

What is the percentage of water lost on the total amount of water put into the network?

2019 2020

48.60 52.00

**Legend**


TARANTO

Urban waste-water treatment (%)

What is the percentage of the population connected to urban waste-water treatments?

2015 2016


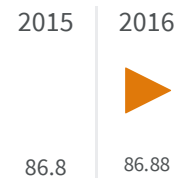
86.80 86.86

**Legend**

TARANTO

Urban waste-water sewerage (%)

What is the percentage of the population served by urban waste-water sewerage?



Legend

 TARANTO