



Change of indicators from the second last to the last value



Improvement



No changes



Deterioration

**Life expectancy at birth (Years)**

How many years a new-born child can expect to live if subjected throughout his or her life to the current mortality conditions?

2020

2021




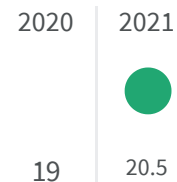
80.822

82.373

**Legend** SONDRIO

## Life expectancy at 65 years (Years)

How many years a person aged 65 can expect to live if subjected throughout his or her life to the current mortality conditions?


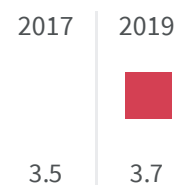


### Legend

SONDRIO

## Deaths and injuries in road accidents (Number)

How many deaths or injuries in road accidents occurred per 1000 inhabitants?




### Legend

SONDRIO

## Deaths for suicide and intentional self-harm (Number)

What is the total number of deaths caused by suicide and intentional self-harm based on the territory of residence?

| 2018 | 2019 |
|------|------|
| 25   | 11   |




### Legend

SONDRIO

## Infant mortality rate (Number)

What is the total number of deaths of children under one year of age, expressed per 1000 live births?

| 2018 | 2019 |
|------|------|
| 1.5  | 0.76 |



### Legend

SONDRIO