



Change of indicators from the second last to the last value



Improvement



No changes




Deterioration

Water loss (%)

What is the percentage of water lost on the total amount of water put into the network?

2019 | 2020

18.30 | 15.90



Legend


SIENA

Urban waste-water treatment (%)

What is the percentage of the population connected to urban waste-water treatments?

2015 | 2016

94.98 | 94.84




Legend

SIENA

Urban waste-water sewerage (%)

What is the percentage of the population served by urban waste-water sewerage?



Legend

SIENA

