



Change of indicators from the second last to the last value



Improvement



No changes




Deterioration

Separate waste collection (%)

What is the percentage of the separately waste collected on the total amount of urban waste produced?

2019	2020
43.8	42.3




Legend

SAVONA

Urban waste production (Kg)

How many kg of urban waste are produced every year per inhabitant?



Legend

SAVONA

Residential waste collection (%)

What is the percentage of the population served by the residential waste collection on the total of the population?



2019
2018
2017
2016


Legend

SAVONA

Ecological areas / Recycling points (m2)

How many square meters per 100.000 inhabitants are designed for ecological islands?

2015



16.28

Legend

SAVONA