






Change of indicators from the second last to the last value


 Improvement


 No changes

 Deterioration

### CO2 emissions (Tonnes)

What is the amount of equivalent CO2 in tonnes emitted per inhabitant?

2017 | 2019  
  
 8.98 | 9.06




**Legend**

 RIMINI

### Flood risk (%)

What is the percentage of the population exposed to flood risks on the total population?

2018 | 2020  
  
 85.8 | 69.1



**Legend**

 RIMINI