



Change of indicators from the second last to the last value



Improvement



No changes



Deterioration

### Life expectancy at birth (Years)

How many years a new-born child can expect to live if subjected throughout his or her life to the current mortality conditions?

2020 | 2021

82.253 | 82.51

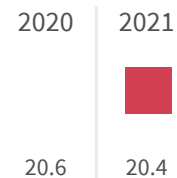


#### Legend

RIETI

## Life expectancy at 65 years (Years)

How many years a person aged 65 can expect to live if subjected throughout his or her life to the current mortality conditions?


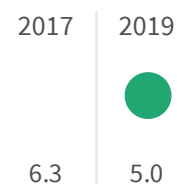


### Legend

RIETI

## Deaths and injuries in road accidents (Number)

How many deaths or injuries in road accidents occurred per 1000 inhabitants?



### Legend


RIETI

## Deaths for suicide and intentional self-harm (Number)

2018 | 2019

What is the total number of deaths caused by suicide and intentional self-harm based on the territory of residence?

8 | 9



### Legend


RIETI

## Infant mortality rate (Number)

2017 | 2019

What is the total number of deaths of children under one year of age, expressed per 1000 live births?

0.99 | 2.15



### Legend

RIETI