



## REGGIO NELL'EMILIA

Change of indicators from the second last to the last value



Improvement



No changes



Deterioration

## Taxable income (€)

What is the average taxable income per inhabitant?

2019 | 2020



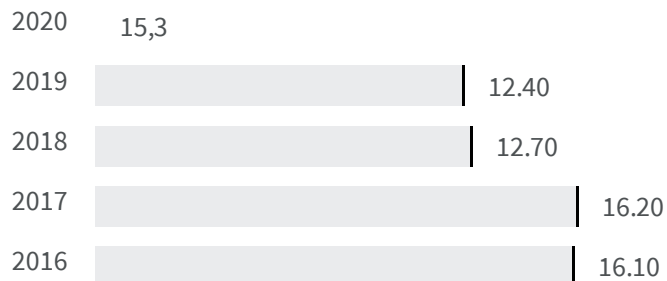
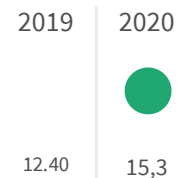
2020	22,880.08
2019	23,110.25
2018	23,139.06
2017	22,591.49
2016	22,622.65

## Legend

REGGIO NELL'EMILIA

## Youth not in employment, education or training (NEET) (%)

What is the percentage of youth aged 15-29 who are not in employment, in education or training on the total of the youth aged 15-29?




### Legend

REGGIO NELL'EMILIA

## Early school leavers from the educational and training system (%)

What is the percentage of people aged 18-24 that have only completed the secondary school and are not enrolled in a training program on the total of the people aged 18-24?

2011



### Legend

REGGIO NELL'EMILIA