



REGGIO NELL'EMILIA

Change of indicators from the second last to the last value



Improvement



No changes




Deterioration

Water loss (%)

What is the percentage of water lost on the total amount of water put into the network?

2018	2020
21.90	24.30


**Legend**

REGGIO NELL'EMILIA

Urban waste-water treatment (%)

What is the percentage of the population connected to urban waste-water treatments?


2015	2016
90.31	83.19

**Legend**

REGGIO NELL'EMILIA

Urban waste-water sewerage (%)

What is the percentage of the population served by urban waste-water sewerage?



Legend

REGGIO NELL'EMILIA

