



Change of indicators from the second last to the last value



Improvement



No changes




Deterioration

**Under 3 year olds in early childhood education and care services (%)**

2013

What is the percentage of children under 3 years who are looked after in day-care facilities?


27.30

2013  27.30**Legend** REGGIO NELL'EMILIA**Literacy skill of students (Score)**

2014

What is the score the students of the second grade upper secondary school have obtained in literacy skills?

195.63


2014  195.63**Legend** REGGIO NELL'EMILIA

2014

### Numerical skill of students (Score)

What is the score the students of the second grade upper secondary school have obtained in numerical skills?

202.01

2014  202.01

#### Legend


 REGGIO NELL'EMILIA

2011

### Lower secondary completion rate (%)

What is the percentage of students who have obtained e certificate of lower secondary school completion on the total of the population?

64.04

2011  64.04

#### Legend


 REGGIO NELL'EMILIA

2011

### Early childhood educational facilities (%)

What is the percentage of the population 0-16 who is registered at a day-care facility, baby-parking, pre-school, first grade or a regular course of study on the total of the population 0-16?

84.62

2011  84.62

#### Legend

 REGGIO NELL'EMILIA